

Biotinylated Human IL-4 Protein

Cat. No. IL4-HM401B

Description

Source	Recombinant Biotinylated Human IL-4 Protein is expressed from HEK293 with His tag and Avi tag at the C-Terminus It contains His25-Ser153.
Accession	P05112-1
Molecular Weight	The protein has a predicted MW of 17.8 kDa. Due to glycosylation, the protein migrates to 23-25 kDa based on Bis-Tris PAGE result.
Endotoxin	Less than 1 EU per μg by the LAL method.
Purity	>95% as determined by Bis-Tris PAGE >95% as determined by HPLC

Formulation and Storage

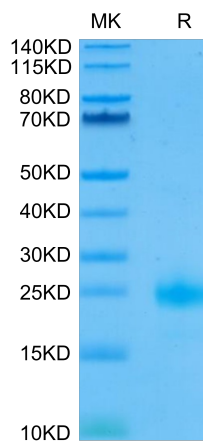
Formulation	Lyophilized from 0.22 μm filtered solution in PBS (pH 7.4). Normally 8% trehalose is added as protectant before lyophilization.
Reconstitution	Centrifuge the tube before opening. Reconstituting to a concentration more than 100 $\mu\text{g}/\text{ml}$ is recommended. Dissolve the lyophilized protein in distilled water.
Storage	-20 to -80°C for 12 months as supplied from date of receipt. -80°C for 3 months after reconstitution. Recommend to aliquot the protein into smaller quantities for optimal storage. Please minimize freeze-thaw cycles.

Background

Interleukin-4, also known as IL4, is a secreted protein which belongs to the IL-4/IL-13 family. Interleukin-4/IL4 has many biological roles, including the stimulation of activated B-cell and T-cell proliferation. In the presence of IL-4 and IL-13, cytokines that are produced in a Th-2 type response, particularly during allergy and parasitic infections, macrophages become differentially activated, And this cytokine is a ligand for interleukin 4 receptor.

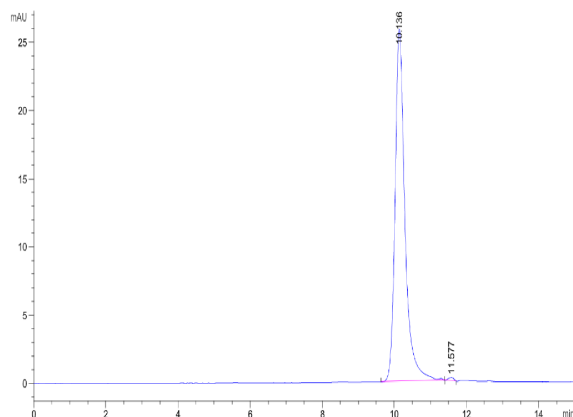
Assay Data

Bis-Tris PAGE



Biotinylated IL-4 on Bis-Tris PAGE under reduced condition. The purity is greater than 95%.

SEC-HPLC



The purity of Biotinylated Human IL-4 is greater than 95% as determined by SEC-HPLC.

Biotinylated Human IL-4 Protein

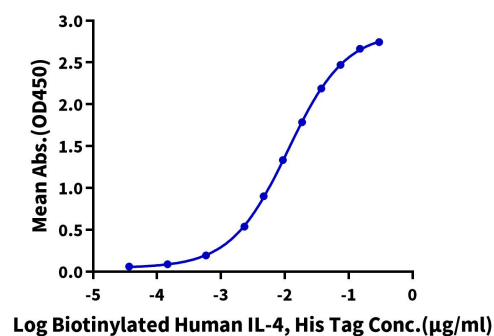
Cat. No. IL4-HM401B

Assay Data

ELISA Data

Biotinylated Human IL-4, His Tag ELISA

0.1 μ g Human IL-4 R alpha, hFc Tag Per Well



Immobilized Human IL-4 R alpha, hFc Tag at 1 μ g/ml (100 μ l/Well) on the plate. Dose response curve for Biotinylated Human IL-4, His Tag with the EC50 of 11.3 ng/ml determined by ELISA.